


A History of Precision



At Mellott, we house a large inventory of crusher parts, screening parts and conveyor components to keep our customers up and running.



P A R T S

MELLOTT



We offer more than \$20 million in parts inventory and have the expertise to help you find the right part the first time.

METSO OEM REPLACEMENT PARTS

Mellott offers Metso OEM replacement parts to enable our customers to operate at maximum volume while reducing total operating costs and downtime.

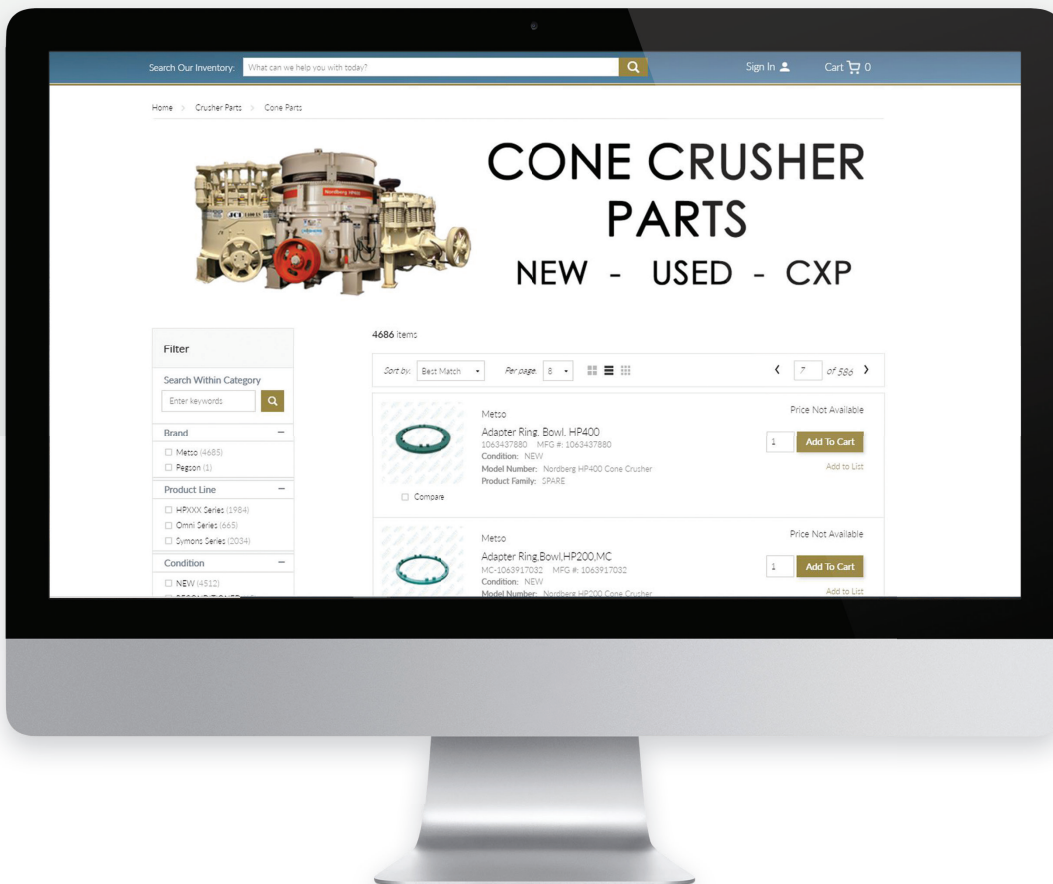
Metso replacement parts are manufactured according to specific design parameters using high quality materials, tools, and techniques.



**1ST CRUSHING PARTS COMPANY
TO PROVIDE A CART ENABLED
E-COMMERCE EXPERIENCE**



Don't forget about our e-commerce parts site - [shop.mellottcompany.com!](http://shop.mellottcompany.com)



We give you access to the parts you need, and the ability to order parts when you need them.

P
A
R
T
S

FOR ALL INQUIRES PLEASE CALL MELLOTT AT 1.800.634.5634

REPLACEMENT PARTS

Cone Crushers

▶ **Pegson Cone Crusher Models**

- Automax: 900, 1000, 1300, 1500
- Autosand: 900, 1000, 1300, 1500
- Maxtrack: 1000, 1000SR, 1300, 1300S

▶ **Sandvik Cone Crusher Models**

- **CH Series:** CH420, CH430, CH440, CH660, CH780, CH880
- **H1800 Series:** H2800, H3800, H4800, H6800, H7800, H8800
- **H1000 Series:** H2000, H3000, H4000, H6000, H7000, H8000
- **CS Series:** CS420, CS430, CS440, CS660
- **S1800 Series:** S2800, S3800, S4800, S6800
- **S1000 Series:** S2000, S3000, S4000, S6000





**123,000+ DIFFERENT
PARTS AVAILABLE
FOR SALE**

Impactors

- ▶ **Pegson Impactor Models**
 - Trakpactor: 428, 4242SR, 1412
 - Extec Impactor Models
 - Extec: C13

Jaw Crushers

- ▶ **Pegson Jaw Crusher Models**
 - Premierplant: 900x600, 1100x650, 1100x800
 - Premiertrak: 1100x650, 1100x650HA, 1100x650HR, 1100x800, XA400, XR400, XA400S
- ▶ **Sandvik Jaw Crusher Models**
 - **JM Series:** JM806, JM907, JM1107, JM1108, JM1208, JM1211, JM1312, JM1511, JM1513
 - **CJ Series:** CJ411, CJ412, CJ612, CJ613, CJ615, CJ815
 - **QJ Series:** QJ240, QJ330, QJ340, F1107
- ▶ **Extec Jaw Crusher Models**
 - Extec: C10, C12, C12+
 - Megabite: 1100x700
 - Pitbull: MK1 900x600, MK2 900x600

Idlers

- ▶ Cema B
- ▶ Cema C
- ▶ Cema D
- ▶ Cema E
- ▶ Impact Idlers
- ▶ Impact Bed

Continental, Superior, Martin, PPI

Conveyor Components

- ▶ **Speed Reducers**
ABB, Dodge, Worldwide Electric
- ▶ **Belt Scales**
Belt Way
- ▶ **Scrapers**
Flexco, Arch Environmental
- ▶ **Bearings**
Dodge, Timken
- ▶ **Belt Fasteners**
Flexco
- ▶ **Pulleys**
- ▶ **Electric Motors**
Worldwide Electric, Weg

Manganese Wear Parts


- Jaw Dies
- Cone Liners
- HSI/VSI
- Backing Material

Metso, Eagle, Lippman, Superior, Cedarapids, JCI, KPI, Telsmith, Sandvik, Pegson, and others



Aftermarket Parts

Aftermarket Parts are also available for many popular classic crusher models, with many hard to find parts ready for shipping.



Screen Media & Accessories

- ▶ Wire Screens
- ▶ Synthetics
- ▶ Spray Deflectors
- ▶ Tension Wedges
- ▶ Tension Bolts
- ▶ Clamp Bars
- ▶ Screen Rubber



Miscellaneous Parts

- ▶ BTI Hydraulic Hammers
 - BTI hammers are the best in the aggregate industry. Mellott carries the pedestal and portable style hammers for your primary crushing needs. We have the standard, heavy duty and extra heavy duty boom construction to meet all your primary rock breaking needs, along with bit styles in moil or chisel type in standard or extra long.
- ▶ McLanahan, Eagle, Greystone, and Kolberg wash equipment
 - McLanahan, Eagle and Kolberg replacement parts are non-OEM parts
We have Eagle, Greystone and Kolberg replacement parts in stock to keep all your wash equipment performing. Whether replacement shoes in metal, rubber, urethane or spiral segments and shafts, Mellott can fill your needs.
- ▶ Bed Liners
 - Solutions for rigid frame or articulated haulers

SUPPLIERS & MANUFACTURERS



A History of Precision



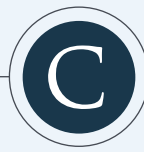
SERVICE



PARTS



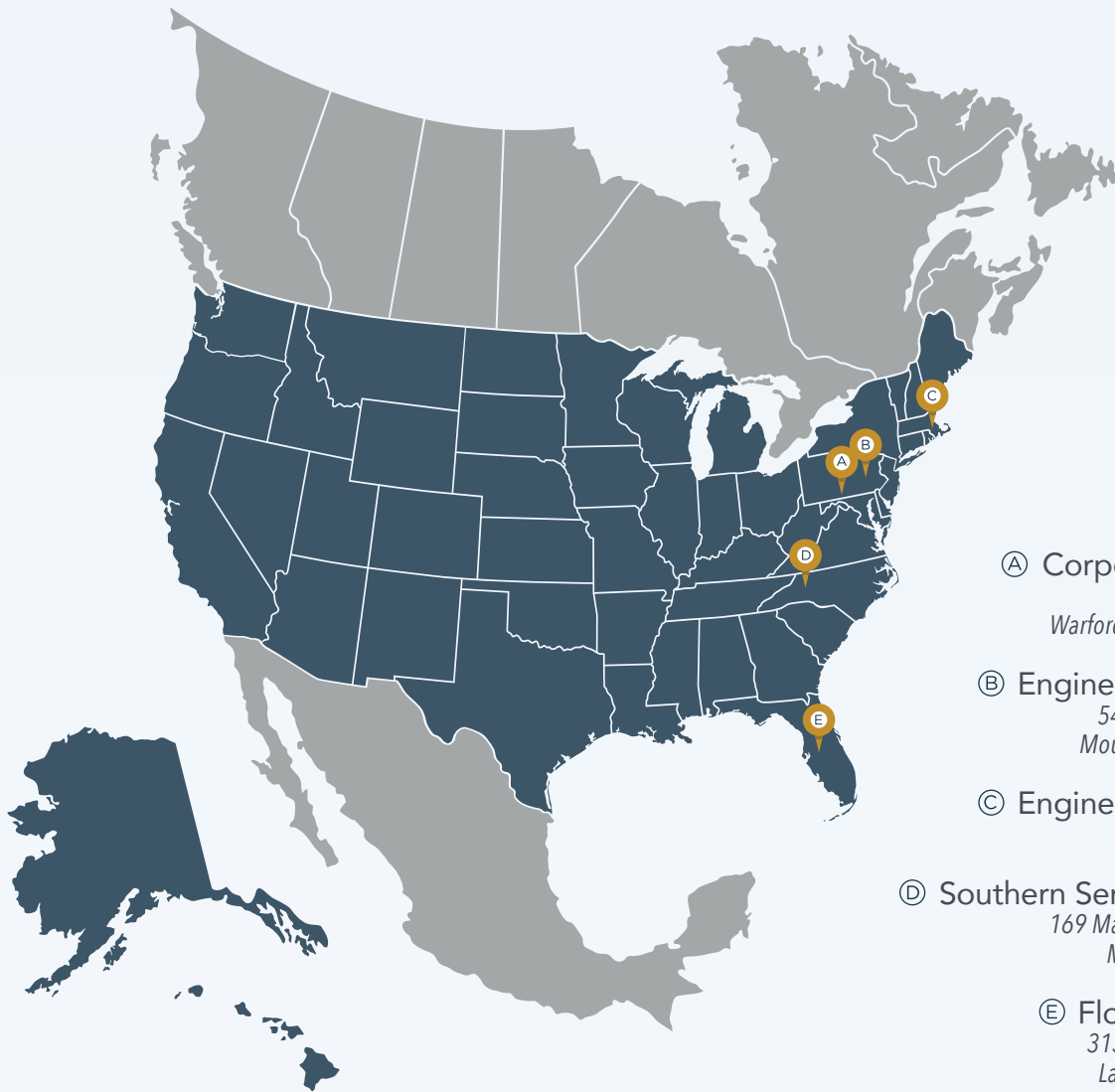
EQUIPMENT



CRUSHING



SYSTEMS



Ⓐ Corporate Office
100 Mellott Drive
Warfordsburg, PA 17267

Ⓑ Engineering Office
541 Farmview Lane
Mount Joy, PA 17552

Ⓒ Engineering Office
Quincy, MA

Ⓓ Southern Service Center
169 Machine Shop Road
Marion, NC 28752

Ⓔ Florida Branch
3135 Drane Field Rd
Lakeland, FL 33811

Mellott provides crushing equipment, screening equipment, and parts all across North America.

MELLOTT